



Day Two: Hope in the Powerful Peace bringer

Craft Activity


You will need:




- White paper or card
- Blue paper or card
- Printed colouring sheet
- Glue Stick
- Felt Tip Pens
- Scissors
- Lolly Stick



1. Cut two wavy strips from the blue card / paper and glue them to the white card at each end, leaving a hole in the middle



2. Colour in the disciples and Jesus in the boat and then cut the shape out.



3. Glue or tape a lolly stick to the cut out picture that you have coloured in.



4. Insert the coloured in picture on a stick between the white card and the blue waves to see the boat move in the stormy water.