



Day Four: Hope in the Healer

Craft Activity




You will need:


- Pink or white card
- Felt Tip pens or crayons
- Two sticking plasters
- Pipe Cleaner or piece of ribbon or string



1. Fold your piece of paper in half and cut out a heart shape



2. Stick the two plasters onto the heart shape to make a cross.



3. Use pens or crayons to decorate your heart shape how you want to. You can copy the writing from here if you like.



4. Use a pencil to make two holes in the top of your heart shape and thread a pipe cleaner or ribbon / string to hang it up